

Scaled data based on original data using  
LM-79-08 Approved Method: Electrical and Photometric Measurements of Solid-  
State Lighting Products

Test Report Prepared for  
Cooper Lighting Solutions  
(formerly Eaton)

Brand: INVUE

Report Number: P675111

Luminaire Tested: **CCW-SA-1A-735-U-T4FT**

Issue Date: 04/25/2023



**Test Information**

Test Method: LM-79-08  
Report Number: P675111  
Test Lab: INNOVATION CENTER(G1)  
Issue Date: 04/25/2023  
Manufacturer: COOPER LIGHTING SOLUTIONS (FORMERLY EATON)  
Product Line: INVUE  
Catalog Number: CCW-SA-1A-735-U-T4FT  
Description: INVUE CLEAR CURVE Wall Pack MOUNT LIGHT SQUARE LUMINAIRE @350mA w/  
T4FT distribution lens  
Light Source: (16) 3500K CCT, 70 CRI LEDs  
Ballast/Driver: ELECTRONIC DRIVER

**Summary**

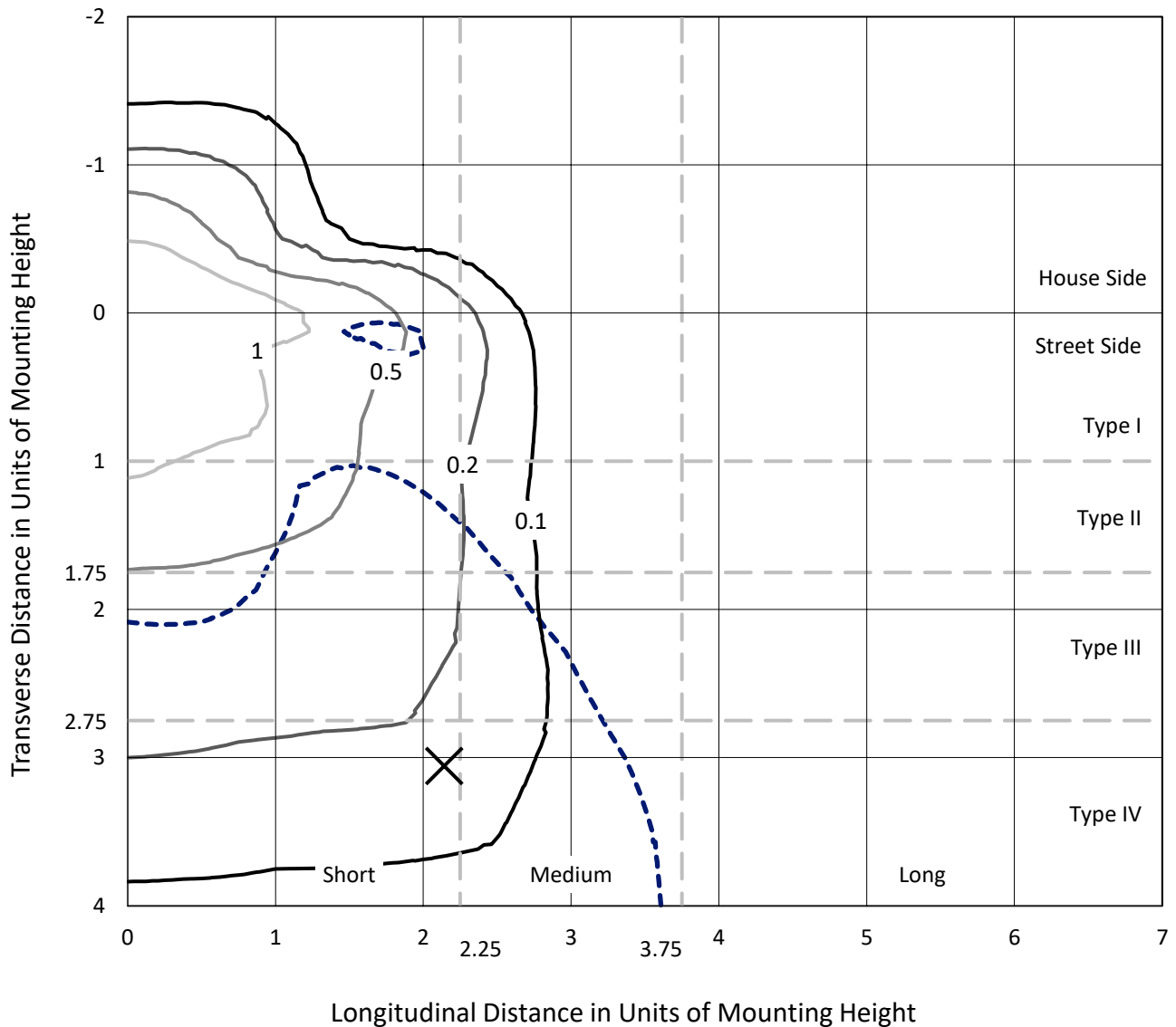
Lumens per Lamp: N/A  
Luminaire Lumens: 2696.7 lumens  
Efficiency: N/A  
Efficacy: 149.8 lumens/watt  
Luminous Opening: Rectangular (W 1' x L: 0.5' x H: 0')  
IES Classification: Type IV - Short  
BUG Rating: B1 - U0 - G1

Input Watts (W): 18  
Input Voltage (V): 120  
Input Current (Ain): NR  
Voltage Rise (V): NR  
Power Factor: NR  
Total Harmonic Distortion (THDi): NR  
Frequency (hertz): 60  
Stabilization Time: NR  
Operation Time: NR  
Ambient Temperature (°C): NR  
Test Distance: 25 FT

REPORT NUMBER: P675111  
 CATALOG NUMBER: CCW-SA-1A-735-U-T4FT

### Iso-Footcandle Lines of Horizontal Illumination

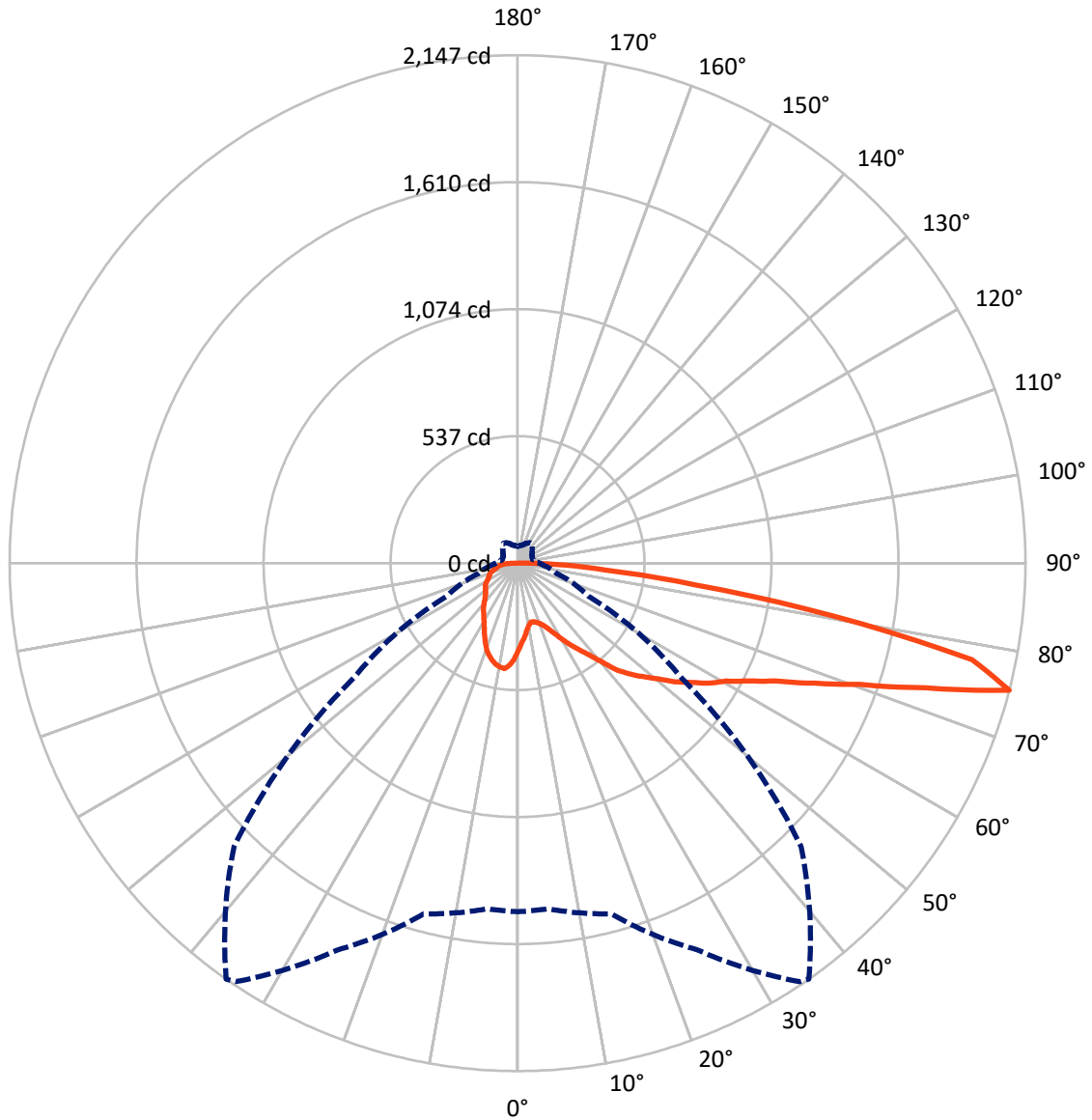
× Max cd  
 - - - 1/2 Max cd



Based on 15 foot mounting height. Maximum calculated value = 1.9 fc  
 Type IV - Short - N/A

REPORT NUMBER: P675111  
CATALOG NUMBER: CCW-SA-1A-735-U-T4FT

### Luminous Intensity Polar Plot



— Vertical Plane Through 35-Deg Lateral    - - - Horizontal Cone Through 75-Deg Vertical

REPORT NUMBER: P675111

CATALOG NUMBER: CCW-SA-1A-735-U-T4FT

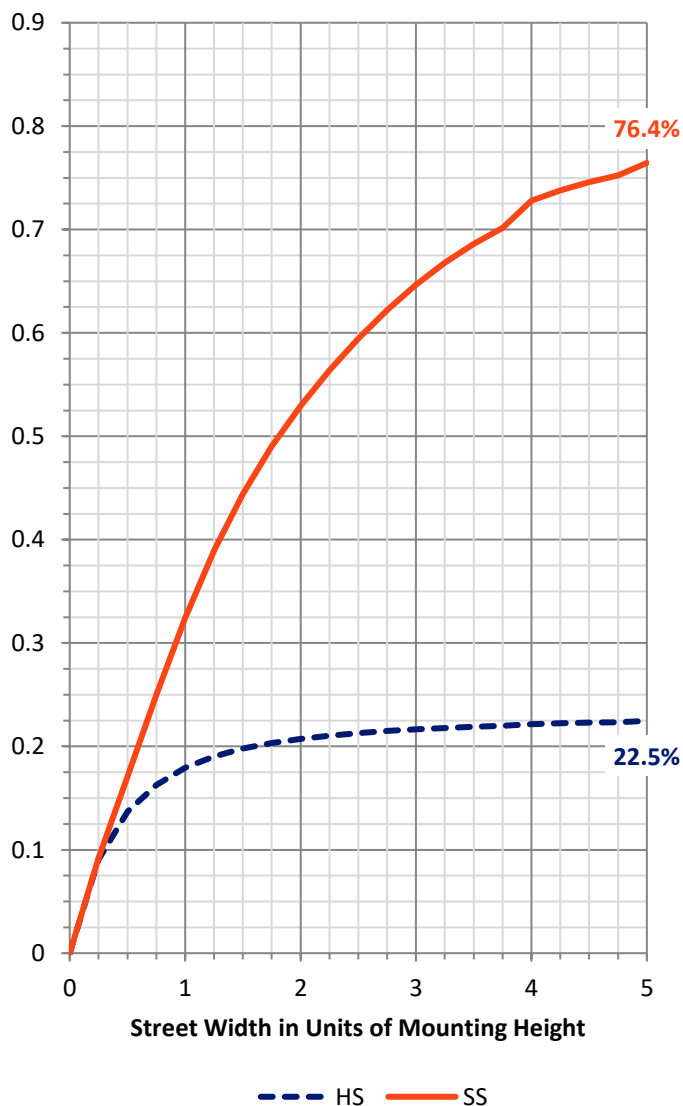
**FLUX DISTRIBUTION:**

		Downward	Upward	Total
<b>House Side</b>	Lumens	619.8	0.0	619.8
	% Fixture	23.0	0.0	23.0
<b>Street Side</b>	Lumens	2076.9	0.0	2076.9
	% Fixture	77.0	0.0	77.0
<b>Total</b>	Lumens	2696.7	0.0	2696.7
	% Fixture	100.0	0.0	100.0

**Coefficient of Utilization**

**ZONAL LUMENS:**

Zone	Lumens	% Fixture
0°-10°	35.2	1.3
10°-20°	102.2	3.8
20°-30°	169.5	6.3
30°-40°	251.3	9.3
40°-50°	362.4	13.4
50°-60°	498.3	18.5
60°-70°	615.5	22.8
70°-80°	563.1	20.9
80°-90°	99.1	3.7
90°-100°	0.0	0.0
100°-110°	0.0	0.0
110°-120°	0.0	0.0
120°-130°	0.0	0.0
130°-140°	0.0	0.0
140°-150°	0.0	0.0
150°-160°	0.0	0.0
160°-170°	0.0	0.0
170°-180°	0.0	0.0
0°-90°	2696.7	100.0
0°-180°	2696.7	100.0



REPORT NUMBER: P675111

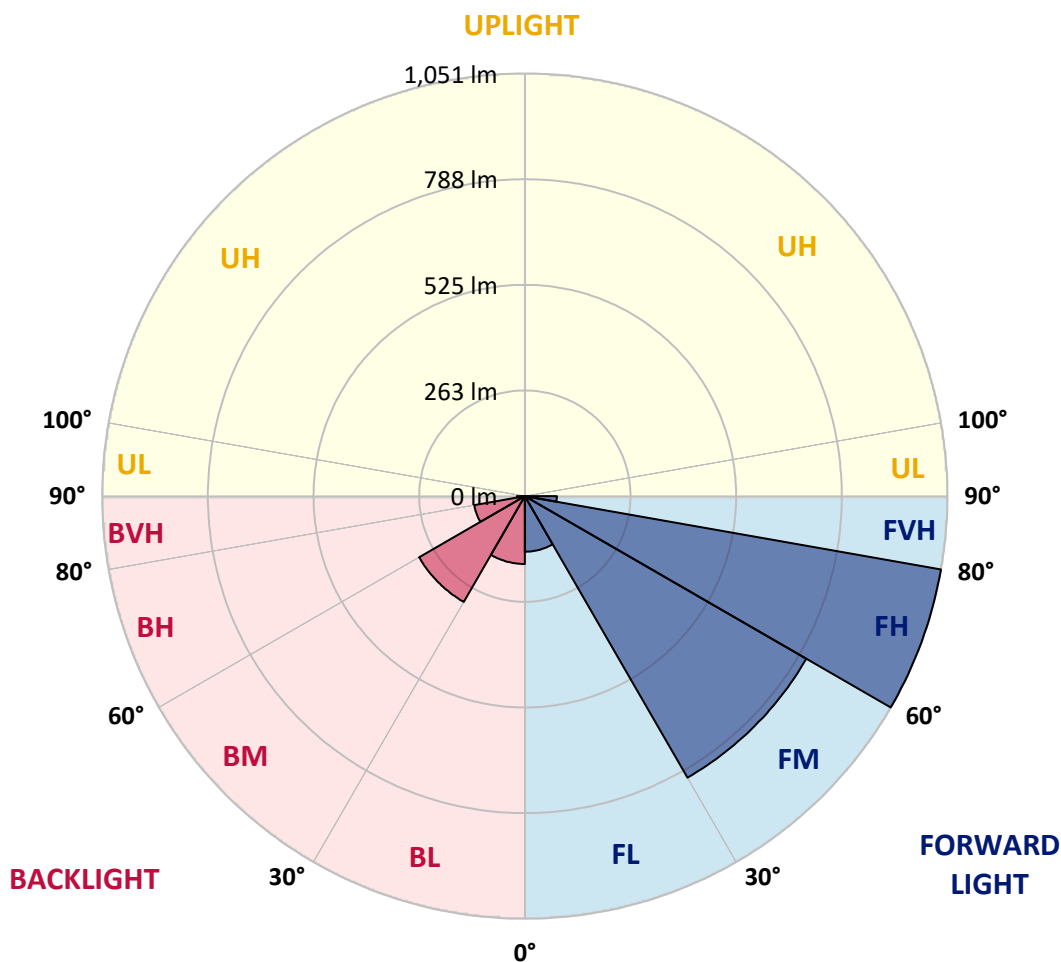
CATALOG NUMBER: CCW-SA-1A-735-U-T4FT

**LUMINAIRE CLASSIFICATION SYSTEM LUMEN TABLE AND BUG RATING:**

Zone	Lumens	% Fixture	Zone Rating/Lumen Limit		
			B	U	G
FL (0°-30°)	138.2	5.1			
FM (30°-60°)	808.3	30.0			
FH (60°-80°)	1050.8	39.0			G1/1800
FVH (80°-90°)	79.6	3.0			G1/100
BL (0°-30°)	168.7	6.3	B1/500		
BM (30°-60°)	303.7	11.3	B1/1000		
BH (60°-80°)	127.8	4.7	B1/500		G1/500
BVH (80°-90°)	19.6	0.7			G1/100
UL (90°-100°)	0.0	0.0		U0/0	
UH (100°-180°)	0.0	0.0		U0/0	

**BUG Rating: B1-U0-G1**

Type IV Short





REPORT NUMBER: P675111  
 CATALOG NUMBER: CCW-SA-1A-735-U-T4FT

**CANDELA DISTRIBUTION (FULL):**

	0°	5°	15°	25°	34°	35°	45°	55°	65°	75°	85°
0°	369.5	369.5	369.5	369.5	369.5	369.5	369.5	369.5	369.5	369.5	369.5
2.5°	334.7	331.7	334.7	336.7	336.7	336.7	339.7	348.6	354.6	358.5	365.5
5°	299.9	300.9	302.9	307.9	310.9	312.8	317.8	328.7	337.7	350.6	365.5
7.5°	269.1	271.1	274.1	279.1	286.0	285.0	296.0	310.9	327.7	344.6	366.5
10°	253.3	257.2	258.2	259.2	266.2	266.2	281.1	298.0	318.8	340.7	366.5
12.5°	256.2	256.2	253.3	252.3	256.2	255.2	268.2	288.0	310.9	341.7	370.5
15°	265.2	265.2	259.2	253.3	259.2	257.2	268.2	284.0	310.9	342.6	378.4
17.5°	277.1	278.1	271.1	261.2	263.2	264.2	272.1	287.0	310.9	344.6	389.3
20°	300.9	296.0	285.0	269.1	276.1	273.1	285.0	298.0	316.8	352.6	405.2
22.5°	321.8	321.8	300.9	287.0	288.0	288.0	298.9	309.9	325.8	363.5	417.1
25°	355.6	353.6	327.7	306.9	308.9	309.9	315.8	328.7	340.7	369.5	432.0
27.5°	398.3	393.3	367.5	343.6	335.7	338.7	341.7	351.6	354.6	379.4	449.9
30°	443.9	437.0	415.1	377.4	373.4	374.4	369.5	375.4	371.4	395.3	467.8
32.5°	472.7	472.7	451.9	424.1	413.2	413.2	396.3	400.2	400.2	410.2	499.6
35°	497.6	495.6	481.7	460.8	453.9	449.9	433.0	439.0	429.0	439.0	544.3
37.5°	535.3	529.4	523.4	509.5	495.6	492.6	483.7	487.6	473.7	468.8	594.9
40°	579.0	576.0	570.1	564.1	550.2	549.2	539.3	543.3	528.4	509.5	645.6
42.5°	643.6	634.6	615.8	610.8	613.8	617.8	613.8	606.8	580.0	556.2	700.2
45°	708.1	694.2	658.5	650.5	673.4	670.4	687.3	684.3	640.6	602.9	757.8
47.5°	749.8	737.9	709.1	704.2	714.1	718.1	768.7	759.8	690.3	645.6	813.4
50°	779.6	780.6	742.9	755.8	768.7	768.7	832.3	831.3	750.8	698.2	885.9
52.5°	823.3	809.4	793.5	805.5	823.3	833.3	911.7	889.9	788.6	742.9	967.3
55°	846.2	840.2	826.3	847.2	884.9	889.9	973.3	956.4	831.3	795.5	1050.8
57.5°	855.1	860.1	882.9	891.9	944.5	957.4	1028.9	1005.1	871.0	861.1	1115.3
60°	894.8	887.9	918.7	954.4	1005.1	1012.0	1098.4	1046.8	909.7	903.8	1136.2
62.5°	975.3	957.4	974.3	1017.0	1087.5	1096.5	1171.9	1102.4	926.6	932.6	1135.2
65°	1092.5	1079.6	1054.7	1088.5	1187.8	1200.7	1258.3	1150.1	921.7	922.7	1054.7
67.5°	1230.5	1209.7	1183.9	1204.7	1325.9	1355.7	1363.6	1170.9	886.9	867.0	858.1
70°	1351.7	1337.8	1320.9	1356.7	1525.5	1536.4	1494.7	1158.0	790.6	696.2	572.1
72.5°	1464.9	1458.0	1467.9	1602.0	1795.7	1802.6	1617.9	1076.6	624.7	422.1	266.2
75°	1473.9	1466.9	1535.4	1804.6	2134.3	2147.2	1694.3	844.2	329.7	171.8	112.2
77.5°	998.1	1019.0	1147.1	1580.1	1960.5	1963.5	1385.5	392.3	136.1	101.3	78.5
80°	245.3	272.1	432.0	817.4	1321.9	1354.7	758.8	132.1	89.4	77.5	58.6
82.5°	89.4	97.3	175.8	369.5	742.9	755.8	265.2	71.5	64.6	59.6	42.7
85°	42.7	43.7	83.4	181.8	375.4	371.4	95.3	42.7	46.7	40.7	25.8
87.5°	17.9	17.9	36.7	84.4	165.9	160.9	30.8	19.9	26.8	23.8	12.9
90°	0.0	0.0	0.0	0.0	0.0	0.0	0.0	0.0	0.0	0.0	0.0



REPORT NUMBER: P675111  
 CATALOG NUMBER: CCW-SA-1A-735-U-T4FT

**CANDELA DISTRIBUTION (continued):**

	90°	95°	105°	115°	125°	135°	145°	155°	165°	175°	180°
0°	369.5	369.5	369.5	369.5	369.5	369.5	369.5	369.5	369.5	369.5	369.5
2.5°	370.5	372.4	380.4	386.3	392.3	397.3	405.2	405.2	410.2	410.2	410.2
5°	369.5	380.4	393.3	407.2	416.1	425.1	433.0	434.0	437.0	441.0	442.0
7.5°	373.4	384.4	405.2	425.1	436.0	440.0	449.9	446.9	446.9	446.9	449.9
10°	381.4	393.3	422.1	440.0	447.9	448.9	445.9	443.9	438.0	436.0	433.0
12.5°	387.3	408.2	437.0	450.9	447.9	444.9	438.0	428.1	421.1	419.1	419.1
15°	402.2	423.1	449.9	454.9	449.9	434.0	425.1	414.2	408.2	399.3	403.2
17.5°	415.1	439.0	462.8	456.9	446.9	422.1	409.2	393.3	385.4	375.4	375.4
20°	432.0	453.9	474.7	458.8	437.0	410.2	389.3	369.5	358.5	348.6	350.6
22.5°	450.9	470.8	481.7	450.9	422.1	391.3	362.5	343.6	329.7	323.8	325.8
25°	465.8	487.6	485.7	438.0	404.2	367.5	335.7	317.8	314.8	308.9	308.9
27.5°	484.7	507.5	482.7	422.1	374.4	329.7	309.9	302.9	302.9	299.9	301.9
30°	509.5	525.4	475.7	399.3	336.7	296.0	286.0	290.0	297.0	294.0	295.0
32.5°	550.2	548.2	469.8	373.4	297.0	263.2	270.1	278.1	284.0	287.0	289.0
35°	589.9	577.0	462.8	338.7	260.2	247.3	253.3	262.2	273.1	276.1	277.1
37.5°	629.7	606.8	450.9	296.0	237.4	233.4	239.4	244.3	253.3	255.2	257.2
40°	671.4	626.7	430.0	254.3	218.5	218.5	222.5	223.5	228.4	231.4	233.4
42.5°	708.1	645.6	392.3	215.5	198.6	205.6	206.6	204.6	200.6	202.6	203.6
45°	752.8	666.4	348.6	187.7	183.7	192.7	194.7	186.7	179.8	175.8	173.8
47.5°	796.5	688.3	310.9	164.9	169.8	183.7	183.7	174.8	162.9	152.9	149.0
50°	836.2	710.1	280.1	151.0	155.9	176.8	178.8	161.9	149.0	137.1	135.1
52.5°	902.8	746.9	248.3	140.0	148.0	171.8	170.8	155.9	139.0	126.1	125.1
55°	961.4	783.6	206.6	129.1	140.0	164.9	167.8	150.0	127.1	115.2	113.2
57.5°	1004.1	792.5	164.9	118.2	132.1	156.9	160.9	138.1	119.2	109.2	108.3
60°	1012.0	757.8	134.1	109.2	121.2	146.0	149.0	131.1	113.2	105.3	103.3
62.5°	975.3	691.2	114.2	101.3	112.2	135.1	141.0	123.2	107.3	100.3	99.3
65°	891.9	593.9	100.3	94.4	106.3	127.1	134.1	117.2	102.3	96.3	95.3
67.5°	706.1	455.9	89.4	89.4	98.3	119.2	129.1	113.2	97.3	93.4	92.4
70°	461.8	274.1	81.4	82.4	92.4	112.2	123.2	108.3	91.4	90.4	88.4
72.5°	198.6	126.1	72.5	75.5	83.4	100.3	114.2	101.3	84.4	81.4	78.5
75°	91.4	76.5	65.5	67.5	74.5	88.4	103.3	93.4	78.5	73.5	70.5
77.5°	64.6	55.6	54.6	58.6	63.6	76.5	91.4	87.4	72.5	68.5	66.5
80°	47.7	42.7	45.7	49.7	52.6	70.5	86.4	80.4	66.5	60.6	57.6
82.5°	33.8	31.8	35.8	39.7	42.7	61.6	79.5	70.5	55.6	50.7	45.7
85°	19.9	20.9	24.8	26.8	29.8	45.7	66.5	56.6	42.7	32.8	31.8
87.5°	8.9	8.9	11.9	12.9	14.9	26.8	44.7	35.8	26.8	20.9	19.9
90°	0.0	0.0	0.0	0.0	0.0	0.0	0.0	0.0	0.0	0.0	0.0

(END OF REPORT)